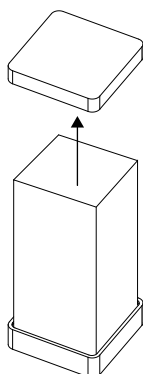


# ANGI LAMP


---

## BULB CHANGE INSTRUCTIONS

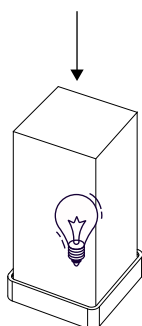
1. Remove the wooden top



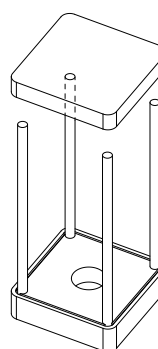
2. Unscrew and remove the damaged bulb



3. Screw in the new bulb



4. Reposition the upper part by inserting the rods in the appropriate spaces



5. Make strength by tapping on the top to close the lamp

